

OneAPI UI widgets :

To integrate OneAPI [APIs for Insurance distribution] in real-world workflows,

- We offer *ready-made UI widgets* to build the workflows like master data searching, generating quotes, creating proposals, etc.
- These widgets are also plug-and-play so developers can simply copy the widget to the clipboard & use it in their main codebase.
- These widgets have been created in vanilla javascript so it's compatible with any kind of javascript framework like angular, react, etc.

Below is the walkthrough screens,

→ **Widget Page**

The screenshot displays the 'Quick Start' page for Turtlefin OneAPI. The page features the 'turt/efin' logo in the top left and 'APIs Quick Start' in the top right. Below the header, the text 'Quick Start' is visible. A red arrow points from the text 'Click on Quick Start for widget lists' to the 'Quick Start' header. Below this, the text 'Below are the Quick Start UI Widget to test the Turtlefin OneAPI' is displayed, followed by a 'Download Widget' button. A central box contains a vertical stack of buttons: 'Demo Site', 'Lookup (Masters) Widget', 'Generate Quotes Widget', 'Quotes Response Widget', and 'Proposal Creation Widget'. A red arrow points from the text 'Click on Demo Site' to the 'Demo Site' button.

→ Masters & Quote Widgets

Authorization Token: [Issue Token](#)

Pass Access Token to authorise the API calls happen on UI widgets [Get this token from Issue Token link]

Product Name : * Private Car

Policy Type : * COMPREHENSIVE

Business Type : * NEW

RTO : *

Make & Model : *

Manufacturing Year : * 2020

Variant : *

Vehicle ID : *

AddOnCovers :

Execute

Copy widget to clipboard

Click here to Copy Widget on Clipboard & use it as Plug-and-Play into your codebase

❖ Masters list :

RTO : * mumbai

MH-55-Mumbai Central - Mh55
MH-43-Navi Mumbai
MH-03-Mumbai, (east), Wadala
MH-02-Andheri (mumbai Western Suburbs)
MH-01-Mumbai Central- Location- Tardeo

Make & Model : * i20

Hyundai Elite i20
Hyundai i20 N Line
Hyundai i20
Hyundai i20 Active
Hyundai i10
Hyundai Grand i10 Nios
Hyundai Grand i10

Manufacturing Year : * 2020

Variant : *

Vehicle ID : *

AddOnCovers :

Execute

RTO master list on search

Make-Model list on search

❖ Select Addons

Variant : * Magna (1396 CC) ▼

Vehicle ID : * 198 ⓘ

AddOnCovers :

TYRE_SECURE


ZERO_DEP

DEDUCTIBLE

IMT23

ELEG_VALUE

Select AddOns





❖ Quotes listing per Insurer

Execute

Quotes list per Insurer

Insurer	Quote Link
ROYALSUNDARAM	View Quote
ICICILOMBARD	View Quote
UNISOMPO	View Quote
FGGI	View Quote
BAJAJ	View Quote
RELI	View Quote
HDFC	View Quote
NINA	View Quote
DIGIT	View Quote
TATA	View Quote
UNTD	View Quote

Click to see premium breakup

❖ Quotes breakup

ROYALSUNDARAM - 1 Year

Quote Link : <https://api.eval.mintpro.in/v1/products/pr>

[Hide Premium Breakup](#)

Basic Premium :	7560
✓ ZERO_DEP :	4276
✓ BASIC_THIRD_PARTY_LIABILITY :	9534
Net Premium :	21370
GST :	3847
Total :	25217

[Buy Now](#)

Verify Premium Breakup

Click to proceed for proposal

→ Proposal Widget

Personal Details : Fill detail to create proposal

Title : MR

First Name : [Redacted]

Last Name : [Redacted]

Email : [Redacted]@turtlemint.com

Mobile : [Redacted]

DOB : [Redacted]

Gender : MALE

Marital Status : MARRIED

Verify MailId - you will receive policy copy on this mail

Nominee Details :

Registered Address :

Vehicle Details :

Mode of Payment : Insurer Payment Gateway

Execute

→ Payment section

Mode of Payment : Insurer Payment Gateway ▼

Execute

Select Payment mode like Gateway or Wallet

Keep this proposal ID for future referanace

Proposal ID	[REDACTED]	10f-a30e-309c21a8ab9e
Payment Link		Proceed to Payment
Proposal Status		200
Proposal Status Mes	Go to Payment link or Share with user to complete payment	SUCCESS

❖ Sample payment page

Royal Sundaram
General Insurance

< GO BACK

Royal Sundaram General Order

Transaction ID: [REDACTED]

Amount to be paid ₹ [REDACTED] 6.60

PAY INSTANTLY USING QR CODE

Scan QR code using Paytm or your preferred UPI app

paytm | UPI

Click to enlarge

SELECT AN OPTION TO PAY

- EMI
- Debit Card
- Credit Card
- UPI
- Net Banking

Integration notes :

→ Hosting

- ◆ Client will have their own hosting page & they can copy the widget & paste in their own workflows just like plug-and-play

→ Tracking Lead

- ◆ TenantCode get added in our end to track all their leads

*Android app SDK screens not available -> client can have a webview page for this to redirect users from app to quote-page.